

AUSTRALIAN HOMESCHOOLING SERIES

Test Your Maths **K-1**

Years K-1

Written by Valerie Marett

CORONEOS PUBLICATIONS

Item No 518

How to Use This Book

Write the score for each page in the box. Add the total of each column. Each column total indicates a book passed or failed. Instructions on diagnosing on the basis of these scores are given at the bottom. Answers are at the back of the book. To obtain accurate results, you may read the instructions to your child but do not help or teach them. Each answer in the test scores one point.

2.	16.	30.	45.
3.	17.	31.	46.
4.	18.	32.	47.
5.	19.	33.	48.
6.	20.	34.	49.
7.	21.	35.	50.
8.	22.	36.	51.
9.	23.	37.	52.
10.	24.	38.	53.
11.	25.	39.	54.
12.	26.	40.	55.
13.	27.	41.	56.
14.	28.	42.	57.
15.	29.	43.	58.
		44.	59.

Total /121

/138

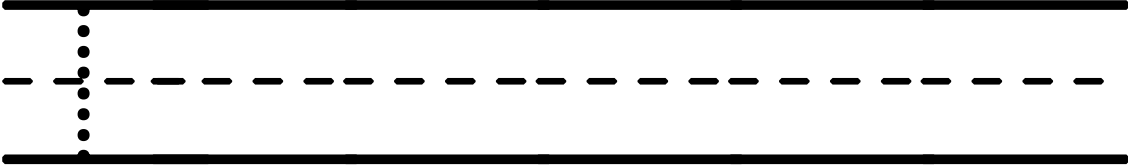
/285

/195





Pages 2-15: 97 or more correct below 97	— proceed to Easy Learn Maths Pre-school/Kinder B. — work through Easy Learn Maths Pre-school/Kindergarten A.
Pages 16-29: 112 or more correct between 64 & 112 below 64	— proceed to Easy Learn 1A. — work through Easy Learn Maths Pre-school/Kindergarten B. — work through Easy Learn Maths Pre-school/Kindergarten A.
Pages 30-44: 228 or more correct between 142 & 228 below 142	— proceed to Easy Learn 1B. — work through Easy Learn 1A; below. — work through Pre-school/Kindergarten B.
Pages 45-59: 156 or more correct between 97 & 156 below 97	— proceed to Easy Learn 2A. — work through Easy Learn 1B. — work through Easy Learn Maths 1A.

Counting 1-5

A. Write the numbers 1-5 in the space below.


--

B. Count the number of objects in each group. Write the number in the box on the right hand side.


	a <hr/>
	b <hr/>
	c <hr/>
	d <hr/>

Score: / 9

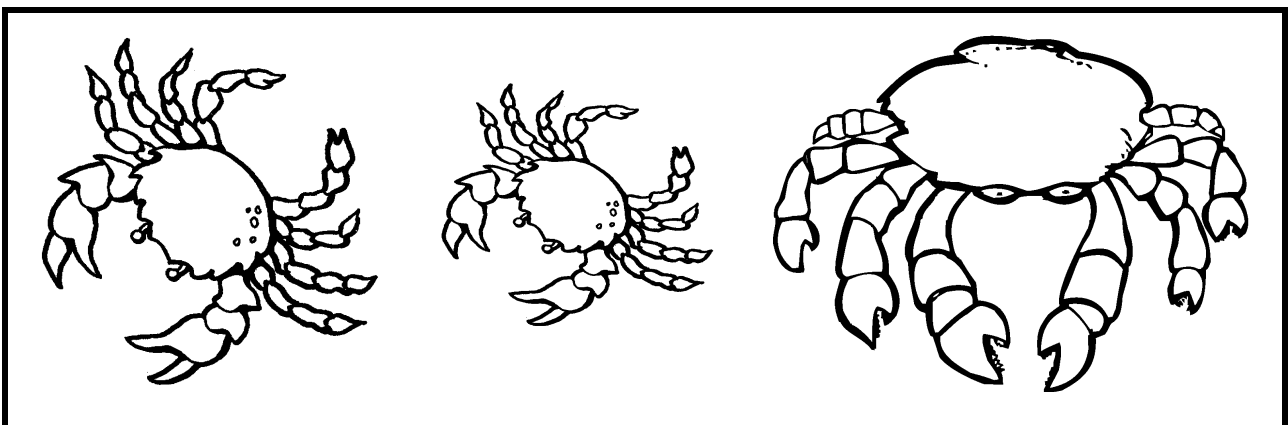
Pass: 7/9

Size

Look at the boxes. Which object in each box is larger? Which object is smaller? Circle the larger object in each box. Colour the smaller object. (2 points each question.)



Look at the pictures below. Decide which is small, larger and largest. Colour the largest object green and the larger object blue.

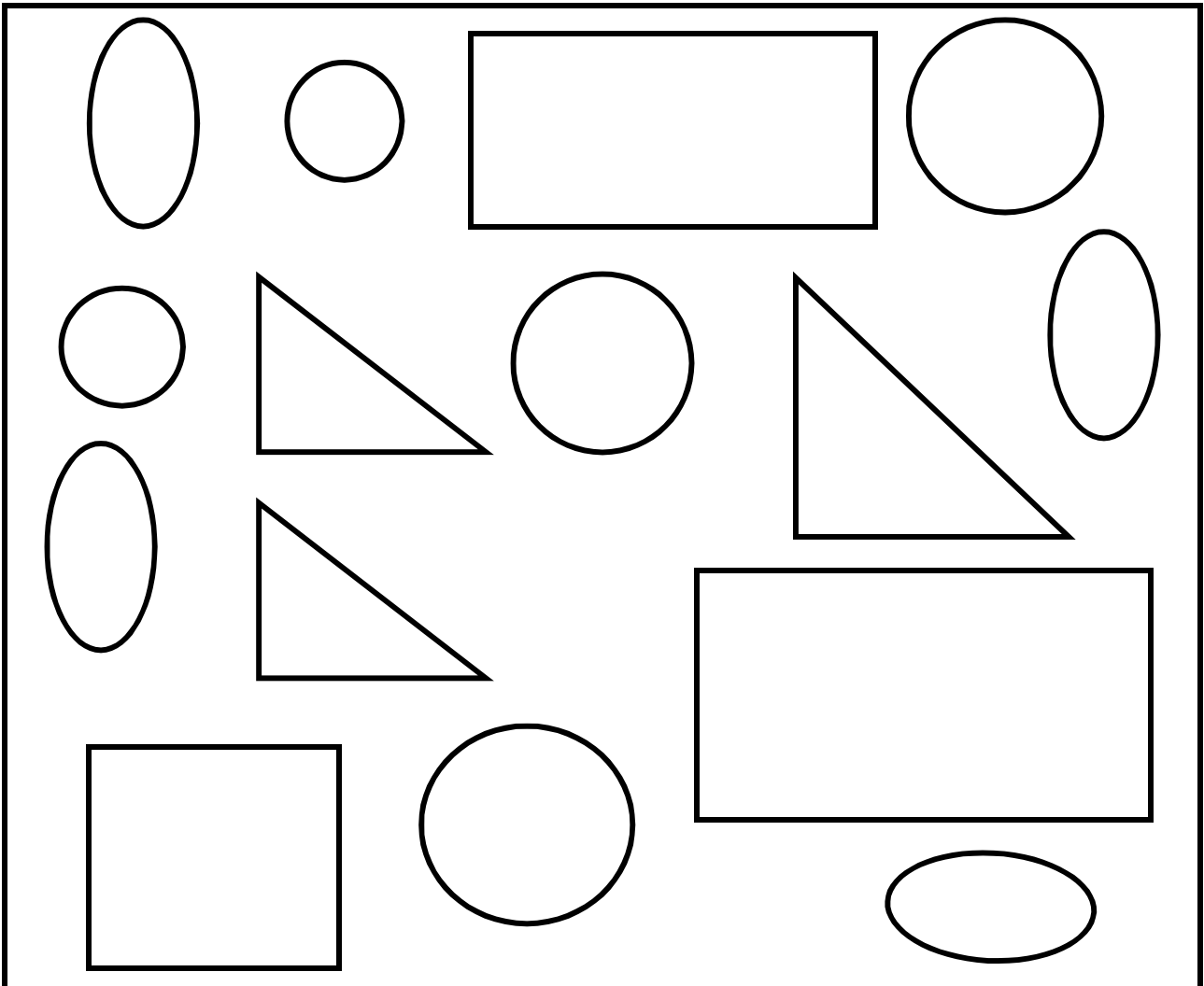


Score: / 10

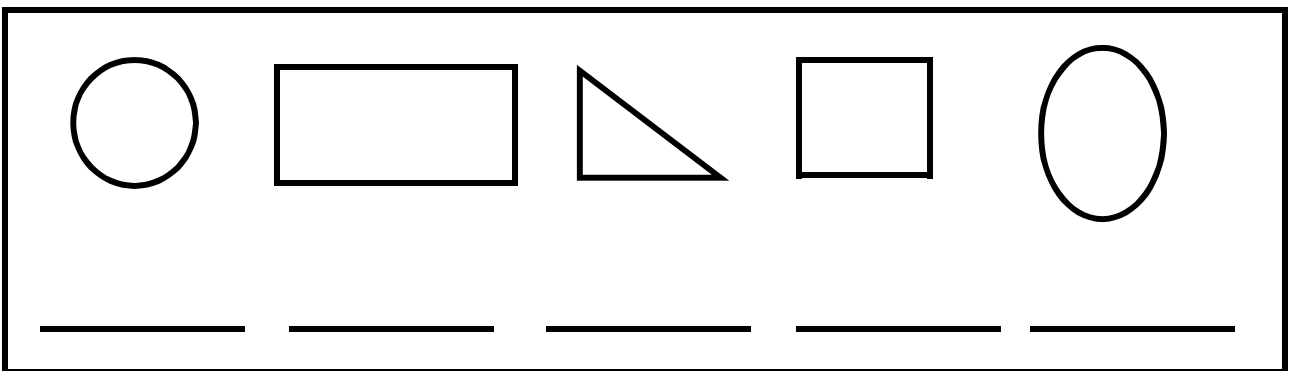
Pass: 8/10

Shapes

Look at the page. It is full of shapes. Name each shape. Colour the squares red, the circles orange, the triangles blue, and the rectangles yellow.



Count the number of squares, triangles, rectangles and circles. Write the number below the shape.



Score: / 20

Pass: 16/20

Answers for Test Your Maths K-1

Page 2

Numbers 1 to 5

A. 1 2 3 4 5

Counting Objects

B. a. 3 b. 5 c. 2 d. 4

Page 3

Larger or smaller

- a. **circle** bicycle **colour** tricycle
 b. **circle** large cat **colour** kitten
 c. **circle** duck **colour** sparrow
 d. **circle** frilled neck lizard **colour** gecko

Small, larger, largest

green—crab on right
 blue—crab on left

Page 4

5 circles
 2 rectangles
 3 triangles
 1 square
 4 ovals

Page 5

Write the Numbers

A. 1 2 3 4 5 6 7 8 9 10

Count objects

B. a. 6 b. 9 c. 10 d. 7

Page 6

a. hot drink



b. refrigerator



c. snow



d. t-shirt



Page 7

Parent to check

Page 8

a. 8 b. 6 c. 10 d. 5
 e. 7 f. 4 g. 9 h. 3

Page 9

curved lines



straight lines



curved and straight lines



Page 10

circle: bat, snail, snake, grasshopper, joey
 colour: hippopotamus, giraffe, kangaroo

Page 11

Parent to check

Page 12

Parent to check

Page 13

a. colour clocks; circle dolls
 b. circle butterflies; colour tigers
 c. Draw a box around the sun and moon

Page 14

Parent to check. Shape should be complete.

Page 15

10 birds, 8 cats, 7 elephants, 9 fish

Page 16

A. 1, 2, 3, 4, 5, 6, 7, 8, 9, 10,
 11, 12, 13, 14, 15,

B. a. 15 b. 12 c. 14